



i-Life

KG-1 (Jr.KG) Numeracy Book

Sample Worksheets



Name: _____

Date: _____

Write 'I' for the picture which is inside and 'O' for the picture which is outside.



Activity oriented

Good



Very good



Excellent








Teacher's Sign: _____

Name: _____

Date: _____

Observe the position of the Puppy in each picture, circle if it is on the right, and tick if it on the left.



Activity oriented

Good



Very good



Excellent




Teacher's Sign: _____



Name: _____

Date: _____



Fifteen

T	O		T	O		T	O		T	O
	5			5			5			5
	5			5			5			5
.
.
.

Activity oriented

Good



Very good



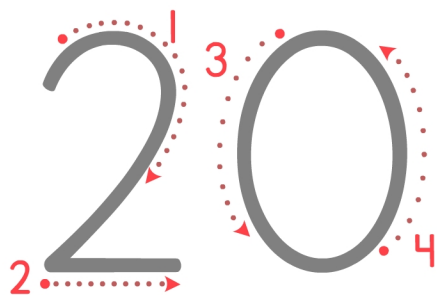
Excellent



Teacher's Sign: _____

Name: _____

Date: _____



Twenty

T	O		T	O		T	O		T	O
2	0		2	0		2	0		2	0
2	0		2	0		2	0		2	0
.
.
.

Activity oriented

Good



Very good



Excellent



Teacher's Sign: _____



i-Life

Trace & Write 16 to 20

Name: _____

Date: _____

T	O		T	O		T	O		T	O
1	6									
1	7									
1	8									
1	9									
2	0									

Activity oriented

Good



Very good



Excellent



Teacher's Sign: _____

Name: _____

Date: _____

Write the number that comes between the given numbers.

a 8 ___ 10

b 2 ___ 4

c 10 ___ 12

d 15 ___ 17

e 7 ___ 9

f 4 ___ 6

g 12 ___ 14

h 18 ___ 20

i 5 ___ 7

j 1 ___ 3

k 17 ___ 19

l 9 ___ 11

Activity oriented

Good



Very good



Excellent



Teacher's Sign: _____

Name: _____

Date: _____

Fill in the missing numbers to complete the counting
from 1 to 20.



Activity oriented

Good



Very good



Excellent



Teacher's Sign: _____

Name: _____

Date: _____

Count the number, draw the objects, and match the objects with the correct number.

8



18

15



10

11



15

18



8

10



11

Activity oriented

Good



Very good



Excellent




Teacher's Sign: _____

Name: _____

Date: _____

Count, add, and circle the correct number.

1




+



=

4 5 6

2




+




=

7 8 9

3




+




=

7 8 9

4



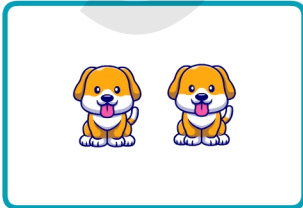
+



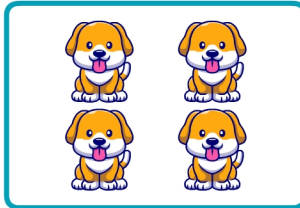
=

5 6 7

5



+



=

5 6 7

Activity oriented

Good



Very good



Excellent

















Teacher's Sign: _____

Name: _____

Date: _____

count the fingers. Write the correct numbers in the boxes given below, and write the answer- One has been done for you.

 <input type="text" value="1"/> +  <input type="text" value="2"/> = <input type="text" value="3"/>	 <input type="text"/>	 <input type="text"/>	=	<input type="text"/>
 <input type="text"/>	 <input type="text"/>	=	<input type="text"/>	
 <input type="text"/>	 <input type="text"/>	=	<input type="text"/>	
 <input type="text"/>	 <input type="text"/>	=	<input type="text"/>	
 <input type="text"/>	 <input type="text"/>	=	<input type="text"/>	
 <input type="text"/>	 <input type="text"/>	=	<input type="text"/>	

Activity oriented

Good



Very good



Excellent



Teacher's Sign: _____

Name: _____

Date: _____

T	O	T	O	T	O	T	O	T	O

Activity oriented

- Good


- Very good


- Excellent



Teacher's Sign: _____