



Experiential Series

# Life Science



Present in  
USA | UAE | India

Hello!  
My Name is

---

## My Favourite Terrestrial Animal


(Circle your favourite animal)





# HOW TO USE THIS BOOK

Scan the QR Code  
to know how to  
use this book



Four sets of horizontal lines for writing, each consisting of a top line, a dashed middle line, and a bottom line.



# Let me introduce myself

Name: \_\_\_\_\_

Date: \_\_\_\_\_

Hi, my name is \_\_\_\_\_.

I am \_\_\_\_\_ years old.

My birthday is on \_\_\_\_\_.

I am from \_\_\_\_\_.(country)

I live in \_\_\_\_\_.(city)



There are \_\_\_\_\_ people in my family.

My father is a/an \_\_\_\_\_.

My mother is a/an \_\_\_\_\_.

I am a student at \_\_\_\_\_.

My favourite subject is \_\_\_\_\_.

My favourite sport is \_\_\_\_\_.

I want to become a \_\_\_\_\_.

My hobby is \_\_\_\_\_.

My favourite food is \_\_\_\_\_.



My favourite drink is \_\_\_\_\_.

My favourite day of the week is \_\_\_\_\_.

My favourite fruit is \_\_\_\_\_.

My favourite month is \_\_\_\_\_.

## Activity oriented

Good



Very good



Excellent



Teacher's Sign: \_\_\_\_\_

Scan the QR Code  
to watch the  
concept video



## Good Touch / Bad Touch

Teacher to discuss the topic of good touch and bad touch with the children.  
The below chart can be used to show the specific body parts.



Not allowed

Be careful

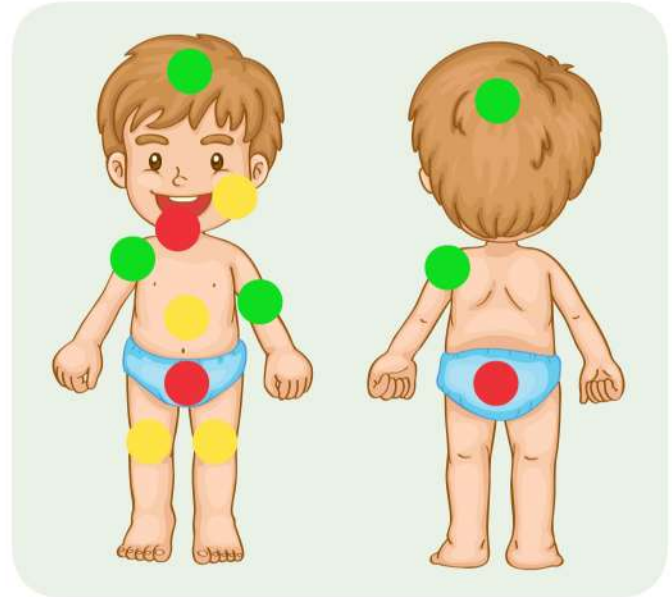
Safe



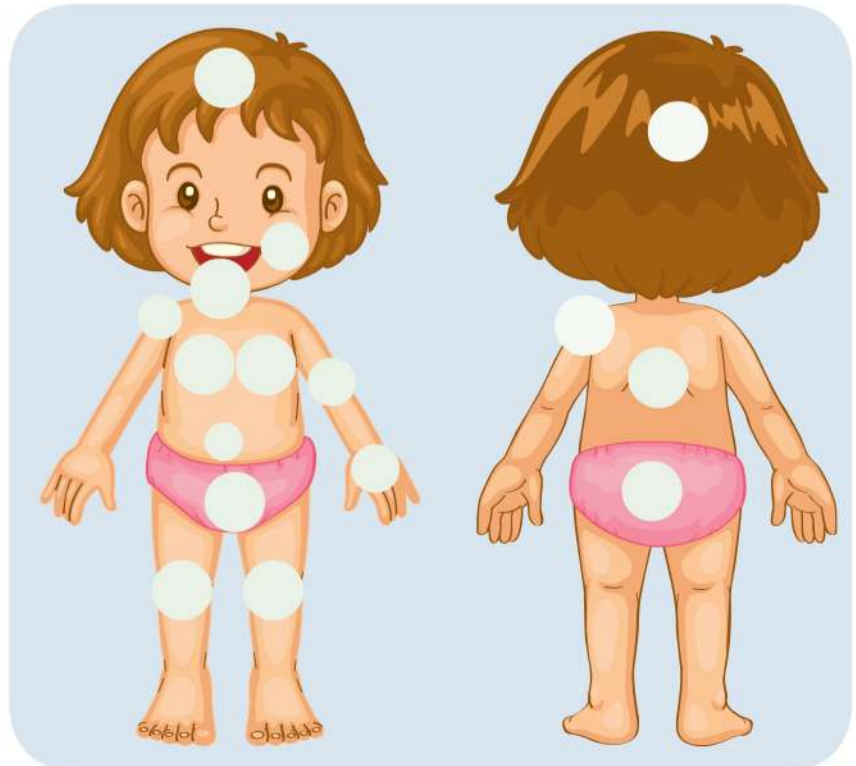
Not allowed

Be careful

Safe



Colour the section as per the  
rules of good touch &  
bad touch.




# Let's Mix Colours

Name: \_\_\_\_\_

Date: \_\_\_\_\_

Let's revise the primary colours. Colour the images as per the colour mentioned below.

## Let's revise the primary colours



red




blue



yellow

## Let's learn the secondary colours.



red

+



blue

=



purple



yellow

+



red

=



orange




blue

+



yellow

=



green

### Activity oriented

Good



Very good



Excellent




Teacher's Sign: \_\_\_\_\_

# Squeaky Clean Me!







Name: \_\_\_\_\_

Date: \_\_\_\_\_

Trace the object name that is used to clean ourselves or our environment.

	Broom	Soap	
	Ear bud	Mop	
	Dustbin	Nail clipper	

Match the following

(a) 	(i) 
(b) 	(ii) 
(c) 	(iii) 

**Activity:** Keep a tub full of cleaning items. Children can come and show and tell about any one item and which part of their body/home is cleaned by the item.

## Activity oriented

Good



Very good



Excellent



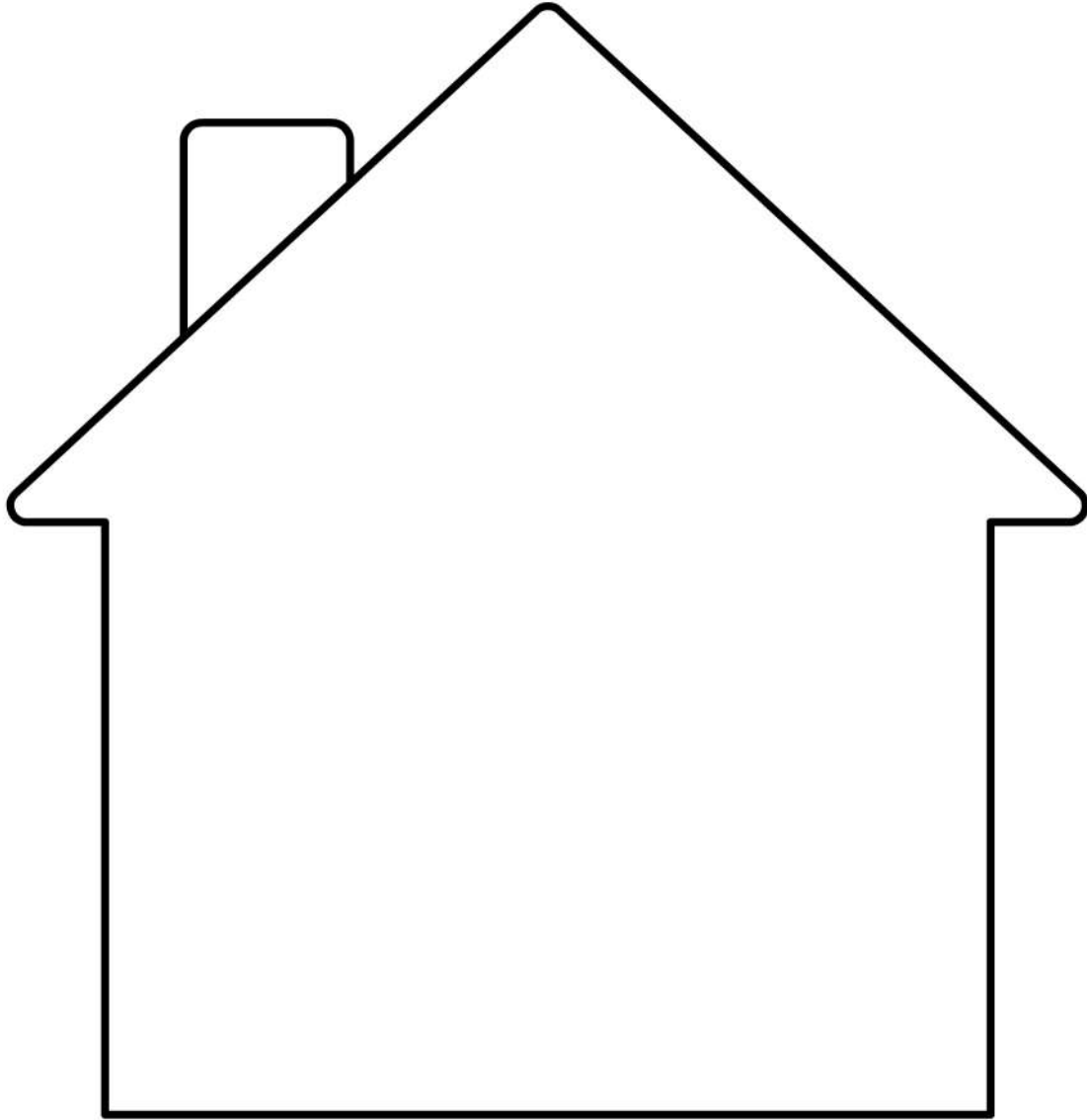
Teacher's Sign: \_\_\_\_\_

# Extended Family

Name: \_\_\_\_\_

Date: \_\_\_\_\_

Cut and paste the Extended family images.



's Home and Family

The teacher has to keep the cutouts of the Extended family images provided on page no 56 ready for the children.

## Activity oriented

Good



Very good



Excellent



Teacher's Sign: \_\_\_\_\_



# Types of Houses

Name: \_\_\_\_\_

Date: \_\_\_\_\_

Write the missing letters in the boxes to complete the houses / homes vocabulary.



tr \_\_\_\_\_ h \_\_\_\_\_ s \_\_\_\_\_



l \_\_\_\_\_ ght h \_\_\_\_\_ s \_\_\_\_\_



h \_\_\_\_\_ t \_\_\_\_\_



\_\_\_\_\_ p \_\_\_\_\_ rtm \_\_\_\_\_ nt \_\_\_\_\_



\_\_\_\_\_ gl \_\_\_\_\_ \_\_\_\_\_



t \_\_\_\_\_ nt \_\_\_\_\_

## Activity oriented

Good



Very good



Excellent



Teacher's Sign: \_\_\_\_\_

Scan the QR Code

to watch the  
concept video



# When I am Lost



It is a holiday.  
Adam and his family  
go to a fair.

Adam sees a toy shop.  
He is looking for toys.



After sometime, he  
couldn't find his  
parents. He is lost.

Scan the QR Code  
to watch the  
concept video



## Terrestrial / Diurnal animals

We All Walk On Land

We are called Diurnal animals and we are active during day time.

We live on land

We have four legs

We have well-developed sense organs

We live in forests, grasslands, deserts, shorelines, wetlands man-made habitats like farms, towns, and cities.



Lion



Elephant



Dog



Cat

This is why we are called **TERRESTRIAL ANIMALS**

# Animals Around Us

Name: \_\_\_\_\_

Date: \_\_\_\_\_


Are these animals nocturnal?

Yes



No



## Activity oriented

Good



Very good



Excellent



Teacher's Sign: \_\_\_\_\_

# Lifecycle of a Butterfly

Name: \_\_\_\_\_

Date: \_\_\_\_\_

Match the picture first with description and then place in order.



caterpillar

1



butterfly

2



pupa

3



eggs

4

Activity oriented

Good



Very good



Excellent



Teacher's Sign: \_\_\_\_\_

Scan the QR Code  
to watch the  
concept video



# Mosquitoes

## What You Should Do



Wash the bite with  
soap and water.



Apply calamine lotion  
to help stop the itching.



Stay indoors in peak  
biting hours or cover  
up if you have to go  
outside

## Prevent mosquito bites



Screen windows  
to keep mosquitoes  
out or sleep under  
a net



Check for breeding  
sites around your house



Throw out any  
standing water



Use mosquito  
repellent

Scan the QR Code  
to watch the  
concept video



## Animals and their babies

Elephants have calves,  
Eagles have eaglets,  
Lions have cubs,  
and snakes have snakelets.



Cats have kittens.  
Spiders have spiderlings.  
Horses have foals  
and ducks have ducklings.



Butterflies have caterpillars.  
Foxes have kits.  
Kangaroos have joeys  
and goats have kids.



Welcome animal babies. Welcome to the fun so alike and  
so different Come on, baby, come!!

N. Vandenberg



Scan the code to download  
**i-Life Learn** app



GET IT ON  
GOOGLE PLAY

DOWNLOAD ON THE  
APP STORE



Copyright © Learning Integration for Education Pvt. Ltd.  
All Rights Reserved.

No part of this publication may be reproduced,  
distributed, or transmitted in any form or by any means,  
including photocopying, recording, or other electronic  
or mechanical methods without prior permission of the  
publisher.

Crafted with Love by  **i-Life**

Present in  
USA | UAE | India

-  [www.ilifelearn.com](http://www.ilifelearn.com)
-  [sales@ilifelearn.com](mailto:sales@ilifelearn.com)
-  India +91 96188 85905

