

Reasoning Series

# Numeracy




Present in  
USA | UAE | India



= Hello! =

My Name is

**My Name has**



**Letters.**


(Count the number of letters in your name)





# HOW TO USE THIS BOOK

Scan the QR Code  
to know how to  
use this book



Four sets of horizontal lines for writing, each consisting of a top line, a dashed middle line, and a bottom line.



Scan the QR Code  
to watch the  
concept video

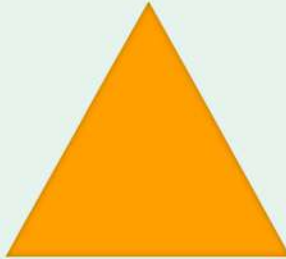


# Plane Shapes


Plane shapes are flat shapes. Plane shapes made from straight lines are squares, rectangles, and triangles.



Rectangle



Triangle

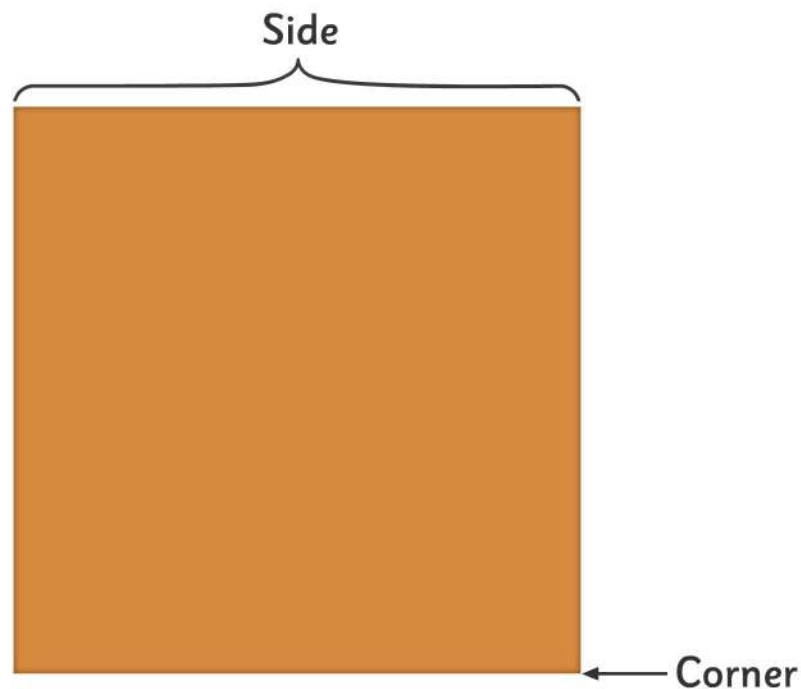


Circle



Square

Plane shapes made from curved lines are circles and ovals.  
The straight lines that make up a plane shape are called sides.  
The points where two sides meet are called corners.

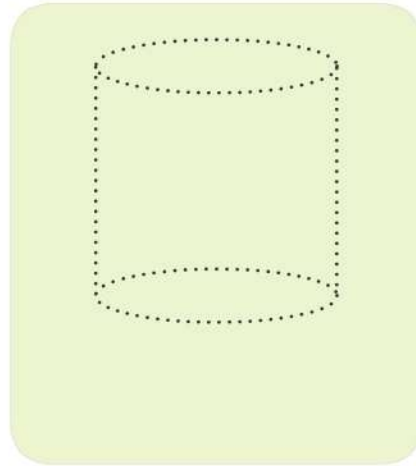
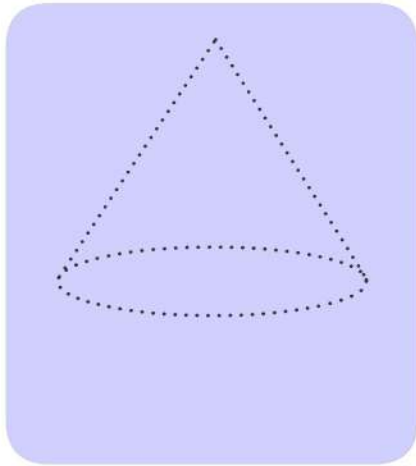
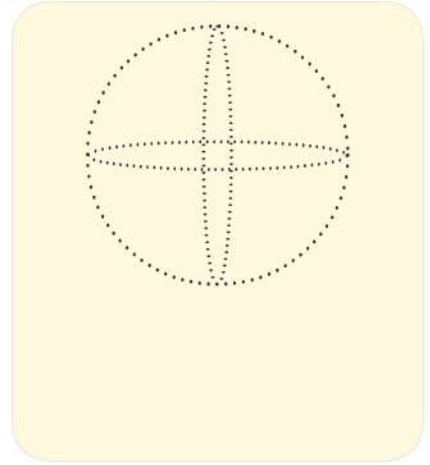
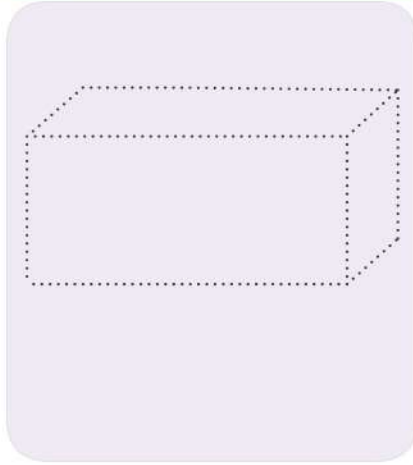
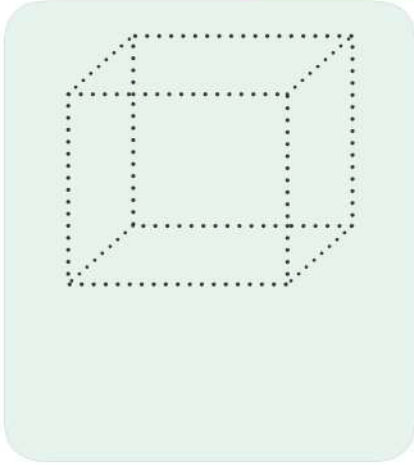


# Solid Shapes

Name: \_\_\_\_\_

Date: \_\_\_\_\_

Trace the shapes and match their names.



Cone

Cylinder

Cube

Cuboid

Sphere

**Activity:** Play I spy all the 3D objects in and around the classroom. In this game children find the objects, name the objects and place them in the centre of the room and then solve the worksheet.

Activity oriented

Good



Very good



Excellent



Teacher's Sign: \_\_\_\_\_

# Numbers 1 to 50

Name: \_\_\_\_\_

Date: \_\_\_\_\_

Write numbers 1 - 50

T	O	T	O	T	O	T	O	T	O
	I								
1	0	2	0	3	0	4	0	5	0

Activity oriented

Good



Very good



Excellent





Teacher's Sign: \_\_\_\_\_



# Less or More



Name: \_\_\_\_\_



Date: \_\_\_\_\_

Tick the group that has more number of objects and cross the one that has less number of objects.

<input type="checkbox"/>		<input type="checkbox"/>	
--------------------------	---	--------------------------	--

<input type="checkbox"/>		<input type="checkbox"/>	
--------------------------	--	--------------------------	---

<input type="checkbox"/>		<input type="checkbox"/>	
--------------------------	---	--------------------------	--

<input type="checkbox"/>		<input type="checkbox"/>	
--------------------------	---	--------------------------	--

## Activity oriented

Good



Very good



Excellent



Teacher's Sign: \_\_\_\_\_





# Biggest to smallest

**HOTS**  
Higher Order Thinking





Name: \_\_\_\_\_



Date: \_\_\_\_\_




Number them from the smallest to the biggest.  
1 being the smallest and 4 being the biggest.

<input type="checkbox"/>	<input type="checkbox"/>	<input type="checkbox"/>	<input type="checkbox"/>
			

<input type="checkbox"/>	<input type="checkbox"/>	<input type="checkbox"/>	<input type="checkbox"/>
			

<input type="checkbox"/>	<input type="checkbox"/>	<input type="checkbox"/>	<input type="checkbox"/>
			

<input type="checkbox"/>	<input type="checkbox"/>	<input type="checkbox"/>	<input type="checkbox"/>
			

<input type="checkbox"/>	<input type="checkbox"/>	<input type="checkbox"/>	<input type="checkbox"/>
			

## Activity oriented

Good



Very good



Excellent



Teacher's Sign: \_\_\_\_\_



# Shortest to Tallest


HOTS  
Higher Order Thinking

Name: \_\_\_\_\_

Date: \_\_\_\_\_

Put the objects in the correct order from shortest to tallest and then complete the sentences.

Correct order




A B C

Door \_\_\_\_\_ is shortest.

Door \_\_\_\_\_ is tallest.

Correct order




A B C

Toy \_\_\_\_\_ is shortest.

Toy \_\_\_\_\_ is tallest.

Correct order



A B C

Watch \_\_\_\_\_ is shortest.

Watch \_\_\_\_\_ is tallest.

## Activity oriented

Good



Very good



Excellent



Teacher's Sign: \_\_\_\_\_


# Patterns

**HOTS**  
Higher Order Thinking
























Name: \_\_\_\_\_

Date: \_\_\_\_\_

What comes next? Circle the correct object in the given column.

Look at each of the patterns below, and then use the space to the right to complete the pattern. Trace the shapes to complete the first pattern, and then solve the rest on your own.

Activity oriented

Good



Very good



Excellent






Teacher's Sign: \_\_\_\_\_

# Tessellations

Name: \_\_\_\_\_

Date: \_\_\_\_\_

Check the boxes that show tessellations. Tessellations cover a flat surface with no overlaps or gaps.



## Activity oriented

Good



Very good



Excellent



Teacher's Sign: \_\_\_\_\_

# Number Names 16-20

Name: \_\_\_\_\_

Date: \_\_\_\_\_

Trace and write.

16 sixteen

17 seventeen

18 eighteen

19 nineteen

20 twenty

Activity oriented

Good



Very good



Excellent







Teacher's Sign: \_\_\_\_\_

# Number Names 31-35


Name: \_\_\_\_\_





Date: \_\_\_\_\_





Trace the number and number name. Colour the number of leaves to represent the number.

31     thirty-one

32     thirty-two

33     thirty-three

34     thirty-four

35     thirty-five

## Activity oriented

Good



Very good



Excellent

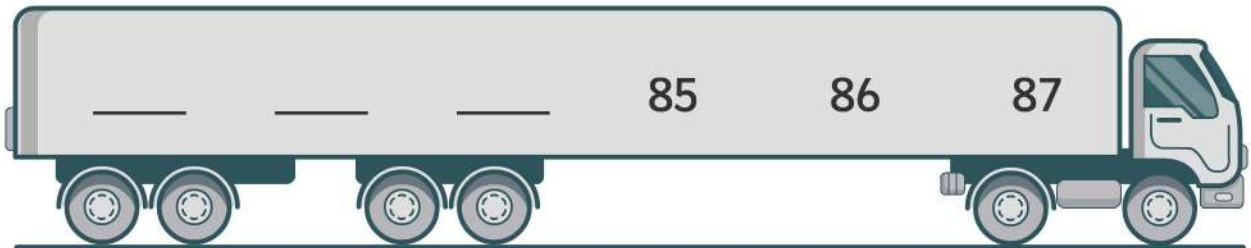
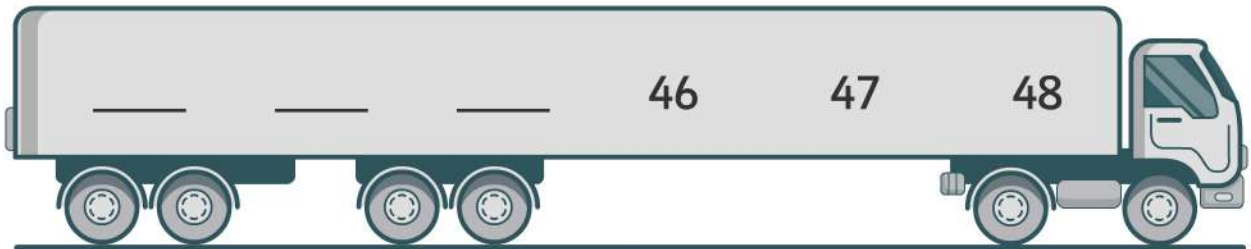
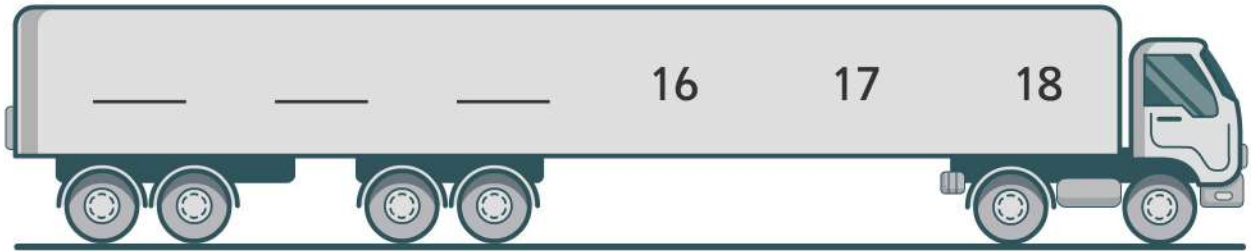
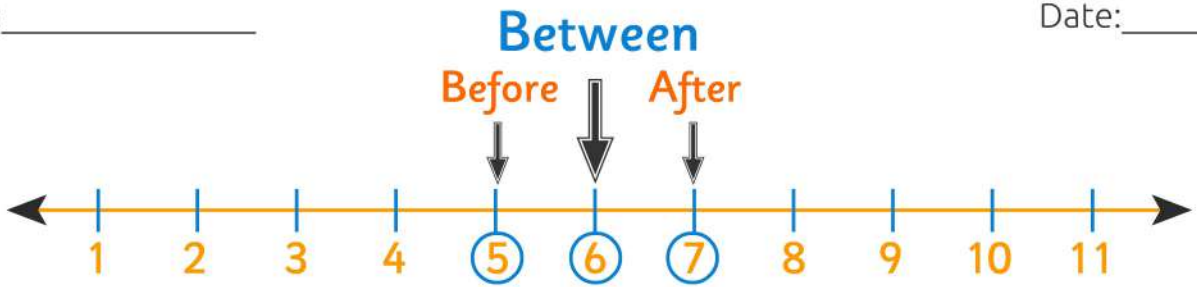


Teacher's Sign: \_\_\_\_\_

# What comes before?

Name: \_\_\_\_\_

Date: \_\_\_\_\_



## Activity oriented

Good



Very good



Excellent



Teacher's Sign: \_\_\_\_\_

# What comes in between?

Name: \_\_\_\_\_

Date: \_\_\_\_\_

Fill in the missing numbers.

31 → ○ → 33 → 34 → 35

41 → 42 → ○ → 44 → 45

48 → ○ → 50 → 51 → 52

54 → 55 → ○ → 57 → 58

63 → ○ → 65 → 66 → 67

70 → ○ → 72 → 73 → 74

Activity oriented

Good



Very good



Excellent



Teacher's Sign: \_\_\_\_\_



Scan the code to download  
**i-Life Learn** app



GET IT ON  
GOOGLE PLAY

DOWNLOAD ON THE  
APP STORE



Copyright © Learning Integration for Education Pvt. Ltd.  
All Rights Reserved.

No part of this publication may be reproduced,  
distributed, or transmitted in any form or by any means,  
including photocopying, recording, or other electronic  
or mechanical methods without prior permission of the  
publisher.

Crafted with Love by  **i-Life**

Present in  
USA | UAE | India

-  [www.ilifelearn.com](http://www.ilifelearn.com)
-  [sales@ilifelearn.com](mailto:sales@ilifelearn.com)
-  India +91 96188 85905

