



Reasoning Series

Numeracy





Present in
USA | UAE | India

= Hello! =
My Name is

My Favourite Shape is

(Colour your favourite shape)





HOW TO USE THIS BOOK

Scan the QR Code
to know how to
use this book




TABLE OF CONTENTS

Shapes

Circle	01
Triangle	04
Square	07
Star	10
Rectangle	13
Oval	16
Heart	19
Crescent	22
Diamond	25
Semicircle	28

“Let’s learn the concepts”

Big and Small	33
Long and Short	36
Full and Empty	39
Heavy and Light	42
Inside and Outside	46
Tall and Short	49
Left and Right	52
More or Less	55
High and Low	58
Up and Down	61
Days of the Week	64
Sorting	68
by colour	69
by size	71

TABLE OF CONTENTS

Let's be friends with Numbers

Revision of numbers 1 to 10	74
Number names (1 to 10)	75
Ordinal numbers	78
Number 11	80
Number 12	81
Number 13	82
Number 14	83
Number 15	84
Numbers 11 to 15	85
Count and write (1 to 15)	86
Count and match	89
Number 16	91
Numbers 16 to 20	92
Before, After, Between	93
Missing numbers (1 to 20)	94
Count and write (1 to 20)	97
Count and match (1 to 20)	100
Ascending and descending order (1 to 10)	101
Skip counting by 2's, 5's	103
Combining numbers to make 5	106
Picture addition	108
Numbers 21 to 30 and 1 to 30	112
Numbers 31 to 40 and 1 to 40	114
Numbers 41 to 50 and 1 to 50	116
Missing numbers (1 to 50)	118
Add ten frames	119
Measurement	121
Cut & Paste (Full & Empty)	123
Cut & Paste (Sorting by colour)	125
Cut & Paste (Sorting by size)	127

What looks like a circle?

Name: _____

Date: _____

Observe the given pictures carefully, and draw only the pictures that are circular in shape, inside the big circle.



Activity oriented

Good



Very good



Excellent



Teacher's Sign: _____

Find The Circles

Name: _____

Date: _____

Look at the picture and find the circles. Colour them.



Activity oriented

Good



Very good



Excellent



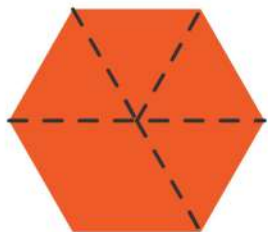
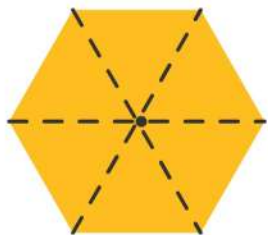
Teacher's Sign: _____

Triangle

Name: _____

Date: _____

How Many Triangles?



Activity oriented

Good



Very good



Excellent



Teacher's Sign: _____

Rectangle

Name: _____

Date: _____

Trace the shapes and the name.




rectangle

rectangle

rectangle

Circle all the objects that are in the shape of a rectangle.



Activity oriented

Good



Very good



Excellent




Teacher's Sign: _____

Crescent

Name: _____

Date: _____

Join the dots from 1- 16 and colour the shape.



Activity oriented

Good



Very good



Excellent



Teacher's Sign: _____

Let's learn

Long and Short


Name: _____

Date: _____

1. Which is longer?



2. Which is shorter?



3. Which is shorter?



4. Which is longer?



5. Which is longer?



6. Which is shorter?



Activity oriented

Good



Very good



Excellent



Teacher's Sign: _____

Let's learn

Tall and Short

Name: _____

Date: _____

Which building is taller?
Circle it.



Which pencil is shorter?
Circle it.



Which tree is shorter?
Circle it.




Which table is taller?
Circle it.



Which mountain is taller?
Circle it.



Which rocket is shorter?
Circle it.



Activity oriented

Good



Very good



Excellent



Teacher's Sign: _____

Combining Numbers to make 5







Name: _____

Date: _____

How many different patterns of 5's can you make on the ladybug?
First one is done for you.

$$4 + 1 = 5$$

●	●	●	●	●



Activity oriented

Good



Very good



Excellent



Teacher's Sign: _____

Picture Addition

HOTS
Higher Order Thinking

Name: _____

Date: _____

Look at the solved example below. The child must roll the dice twice and draw the number of dots that appear in every roll, in the squares given. Add the dots in the two squares to find the sum.

①  +  = 

Dice roll 1 Dice roll 2

②  +  = 

③  +  = 

④  +  = 

⑤  +  = 

Activity oriented

Good



Very good



Excellent



Teacher's Sign: _____

Missing Numbers 1-50

Name: _____

Date: _____

Write the missing numbers in the boxes in each row.

27	28			
----	----	--	--	--

10		12	13	
----	--	----	----	--

	24		26	
--	----	--	----	--

	43		45	
--	----	--	----	--

46	47		49	
----	----	--	----	--

35	36			
----	----	--	--	--

Activity oriented

Good



Very good



Excellent



Teacher's Sign: _____



About i-Life

Founded by **Mr. Amarnath R Chayanam** in 2015, **LIFE's** mission is to empower both learners and educators through the provision of accessible, engaging, and personalized educational experiences. Our goal is to create a world where education goes beyond traditional classrooms, evolving into a lifelong pursuit accessible to all, regardless of age, location, or socio-economic background. At the core of our values is the encouragement of curiosity, the promotion of collaboration, and the cultivation of a passion for learning. Committed to ongoing innovation and advancement, we, now as **i-Life**, envision broadening our impact by leveraging the potential of emerging technologies such as **Artificial Intelligence, Augmented Reality, and Virtual Reality**. With these cutting-edge tools, we anticipate a future where education seamlessly integrates into daily life, fundamentally transforming how we learn, teach, and engage with knowledge.

Scan the code to download
i-Life Learn app



GET IT ON
GOOGLE PLAY

DOWNLOAD ON THE
APP STORE

About the Author

Ruhi Thakkar, Co-Founder & Head of Academics at LIFE brings over two decades of experience in Pre-Primary education. She is very passionate about making a positive impact on children's lives. As an early childhood development expert, she holds certifications in ECCE and Special Education. Ruhi is also a certified trainer, author, and blogger.

Under her guidance, the i-Life Books have been crafted, with meticulous attention to every detail, to meet the holistic developmental needs of both schools and children. She oversees the comprehensive delivery of child development and teacher training.

Her subject expertise lies in Languages. The i-Life books have been designed to show a structured progression of thought and mindset of children in today's world. The i-Life futuristic approach is discernible by the meticulous digital potential of this book. This makes sure the VARK model is achieved by every educator.



Copyright © Learning Integration for Education Pvt. Ltd.
All Rights Reserved.

No part of this publication may be reproduced, distributed, or transmitted in any form or by any means, including photocopying, recording, or other electronic or mechanical methods without prior permission of the publisher.

 www.ilifelearn.com

 sales@ilifelearn.com

 +91 96188 85905

Crafted with Love by  **i-Life**

Present in
USA | UAE | India

